

Osteoarthritis Report



VDI Lab Services
 4685 Runway St. Ste K Simi Valley, CA 93063
 ph: 805-577-6742 fax: 805-426-8115

PATIENT NAME: Kobe Martin
SPECIMEN ID: 555555
SPECIES: Canine
GENDER: Male Neutered
AGE: 11.0
WEIGHT: 83.1 lb
BREED: Labrador Retriever

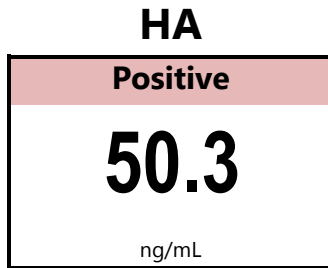
MRN: 1023653
DRAW DATE: 1-Sep-21
RECEIVED DATE: 9-Sep-21
REPORT DATE: 13-Sep-21
SAMPLE TYPE: Frozen Serum
PATIENT STAGE: unknown
TREATMENT: unknown

VETERINARIAN:
FACILITY:
PH:
FAX:


Osteoarthritis Panel

Relevant Context (provided on TRF)


Corticosteroids Antibiotic Suspected Mass Hypercalcemia
 NSAIDs Anemia Enlarged Node B12 Deficiency
 Chemotherapy GI Signs Fever Known Disease



Normal: ≤ 20
 Positive: >20

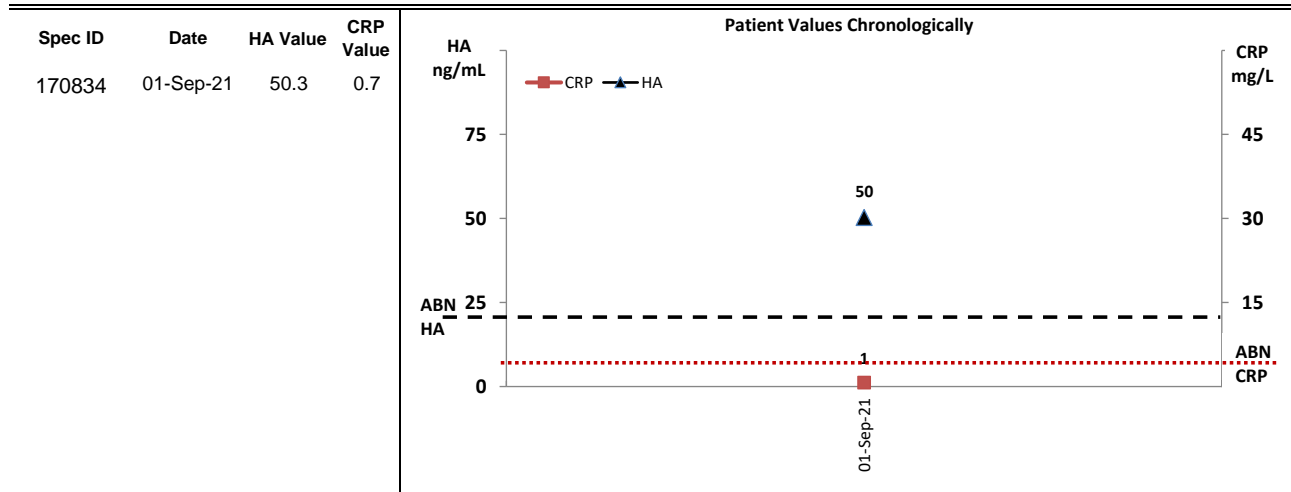


Normal: ≤ 3.9
 Mild Inflammation (m): 4 - 9.9
 Moderate Inflammation (M): 10 - 39.9
 High Inflammation (H): ≥ 40



Interpretative Comment

Patient values for HA are highly elevated consistent with severe degenerative joint disease (OA, IVDD). While CRP is typically elevated in OA with advanced disease, patients being treated with NSAIDs or corticosteroids may have normal levels of inflammation. If patient has severe liver disease, this can cause hyaluronic acid to be elevated.



Additional Reviewer Comments

code 41662

All comments are general in nature and in absence of detailed knowledge of patient status or treatment.
 For case-specific consultations, please contact VDI.

Reviewer: RR