



**PATIENT NAME:** Marley Butler  
**SPECIMEN ID:** 476005  
**SPECIES:** Feline  
**GENDER:** Male Neutered  
**AGE:** 12.0  
**WEIGHT:** 7.9 lb  
**BREED:** DSH

**MRN:** 1102320  
**DRAW DATE:** 2-Mar-23  
**RECEIVED DATE:** 9-Mar-23  
**REPORT DATE:** 9-Mar-23  
**SAMPLE TYPE:** Dried Serum - 2

**VETERINARIAN:**  
**FACILITY:**  
**PH:**  
**FAX:**

**REPORT DATE:** 9-Mar-2023

**Relevant Context (provided on TRF)**

Corticosteroids       Antibiotics  
 NSAIDs                 Suspected Mass  
 GI Signs                 Enlarged Node

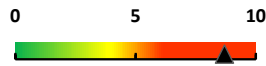
**Other Recommended Tests or Procedures to Perform**  
 ultrasound

need consult? email [consult@vdiilab.com](mailto:consult@vdiilab.com)

**Neoplasia Index®**

**fGI.LSA**

**High Positive**  
**8.7**  
 Index



Negative: ≤ 5.2  
 Equivocal: 5.3  
 Positive: 5.4 - 8.1  
 High Positive: ≥ 8.2

**Interpretive Comments**

**Results are consistent with LSA**

Patient has high positive Neoplasia Index indicative of lymphoma. This profile of TK1/ HPT/ B12 is consistent with small cell lymphoma\*. An ultrasound is recommended.

**TK1**

**High**  
**22.1**  
 U/L



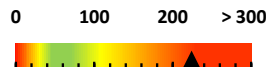
Normal: ≤ 3.0  
 Equivocal: < 6.6  
 High: 6.6 - 25.0  
 Highly Elevated: ≥ 25.1

**Interpretive Comments**

High TK1 with a heightened inflammatory response and low B12 are commonly found in small cell lymphoma. If the patient is on corticosteroids, both TK1 and HPT may be higher as these medications suppress the inflammatory and proliferative response.

**HPT**

**Mild**  
**224.0**  
 mg/dL



Decreased: < 25  
 Normal: 25 - 64.9  
 Mild Inflamm (m): 65 - 225  
 High Inflamm (H): ≥ 225.1

**Cobalamin**

**Low**  
**197.1**  
 pgm/L

**Folate**

**Normal**  
**14.0**  
 ng/mL

Low: <268  
 Low Normal: 268 - 400  
 Normal: 268 - 1478  
 High: ≥1479

Low: <7.3  
 Normal: 7.3 - 21.6  
 High: > 21.6

**Interpretive Comments**

Patient has low B12 and normal Folate levels, sometimes associated with Low dietary intake, or damage to the distal portion of the small intestines. Disease such as EPI, IBD, or LSA may cause the SI damage. Supplement as indicated and retest in 8-10 weeks.

**Contextual Comments (if needed)**

profile code 42220      possible SMALL CELL LSA      8.3

\* The classification of LSA is based upon test result profiling and should not be considered definitive. It is most reliable in the untreated cat. Patient disease classification will be affected if the patient is on corticosteroids or other anti-inflammatory or anti-proliferative medications. An ultrasound is always recommended and should be supportive of test results. If ultrasound and test results conflict, it is recommended the test be repeated in 3-4 weeks with the patient off of corticosteroids. If the test requisition indicates the patient is on corticosteroids, the Neoplasia Index will be adjusted for the effect medication may have on TK1/HPT. For definitive disease classification (eg, small cell, large cell), a biopsy is required.

**B12 (Cobalamin) Report**

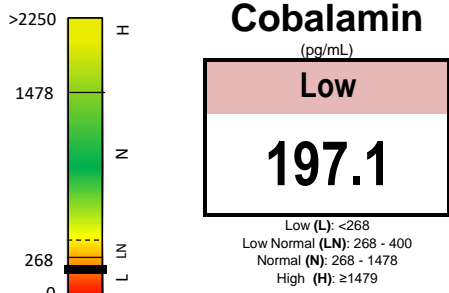


VDI Lab Services  
4685 Runway St. Ste K Simi Valley, CA 93063  
ph: 805-577-6742 fax: 805-426-8115

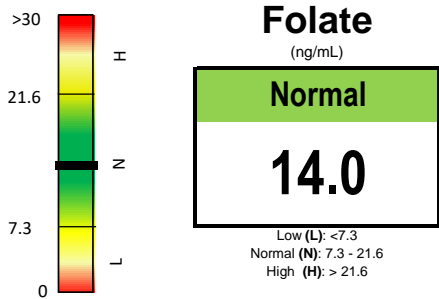
**PATIENT NAME:** Marley Butler  
**SPECIMEN ID:** 476005  
**SPECIES:** Feline  
**GENDER:** Male Neutered  
**AGE:** 12.0  
**WEIGHT:** 7.9 lb  
**BREED:** DSH

**MRN:** 1102320  
**DRAW DATE:** 2-Mar-23  
**RECEIVED DATE:** 9-Mar-23  
**REPORT DATE:** 9-Mar-23  
**SAMPLE TYPE:** Dried Serum - 2

**VETERINARIAN:**  
**FACILITY:**  
**PH:**  
**FAX:**



In unfasted patients, actual B12 values may be lower, which may impact dose recommendation.



**Folate vs Cobalamin Plot**

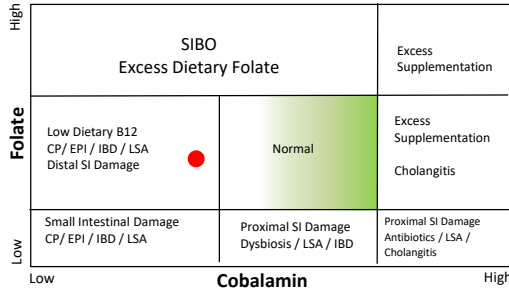
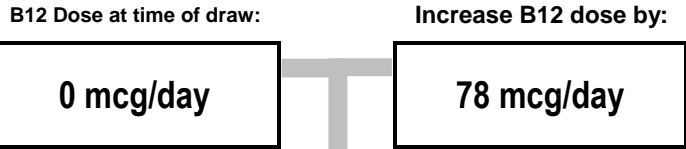


chart assumes unsupplemented patient



**New Recommended B12 Dose**

<b>Fasted Sample?</b>	unknown
<b>78 mcg/day</b>	
B12 dosing recommendations are for daily supplementation. Continue indefinitely unless changes in health or diet require modification.	

**Patient History**

ID	Date*	B12 pg/mL	Folate ng/mL	Known B12 Dose mcg/day

need consult? email [consult@vdlab.com](mailto:consult@vdlab.com)

**Comments**

Patient has low B12 and normal Folate levels, sometimes associated with Low dietary intake, or damage to the distal portion of the small intestines. Disease such as EPI, IBD, or LSA may cause the SI damage. Supplement as indicated and retest in 8-10 weeks.

**Total B12 Dose Recommended:**

**78 mcg/day**

PRODUCT NAME	PRODUCT STRENGTH	PRODUCT FORMAT	Drops Dose	mL Dose
<b>RxB12</b> <i>Rx Vitamins</i>	250 mcg/mL 6.5 mcg/drop	Liquid Drops <i>Applied to food</i>	<input type="checkbox"/> 12 drops/day	<input type="checkbox"/> 0.25 mL/day
<b>RxB12 Forte</b> <i>Rx Vitamins</i>	1000 mcg/mL 33 mcg/drop	Liquid Drops <i>Applied to food</i>	<input type="checkbox"/> 3 drops/day	<input type="checkbox"/>

\*Choose only one product for supplementation

**Retest NO SOONER THAN: May 18, 2023**