



PATIENT NAME: Katie Kennedy
SPECIMEN ID: 467658
SPECIES: Feline
GENDER: Female Spayed
AGE: 8.0
WEIGHT: 10.4 lb
BREED: DSH

MRN: 1102381
DRAW DATE: 9-Mar-23
RECEIVED DATE: 10-Mar-23
REPORT DATE: 10-Mar-23
SAMPLE TYPE: Dried Serum - 2

VETERINARIAN:
FACILITY:
PH:
FAX:

REPORT DATE: 10-Mar-2023

Relevant Context (provided on TRF)

 >6 mo **Corticosteroids** **Antibiotics**
 NSAIDs **Suspected Mass**
 Yes **GI Signs** **Enlarged Node**

Other Recommended Tests or Procedures to Perform
 ultrasound

need consult? email consult@vdiilab.com

Neoplasia Index® corrected for corticosteroid use

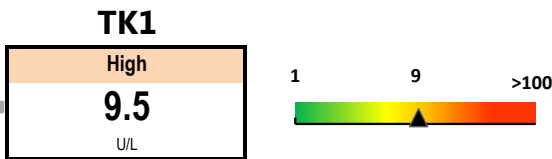


Negative: ≤ 5.2
 Equivocal: 5.3
 Positive: 5.4 - 8.1
 High Positive: ≥ 8.2

Interpretive Comments

Results are consistent with LSA

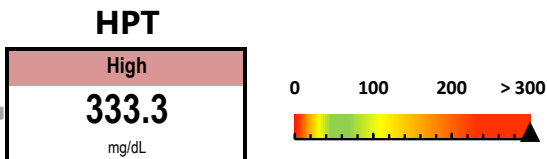
Patient has a positive Neoplasia Index indicative of GI lymphoma. This profile of TK1/ HPT/ B12, adjusted for corticosteroid use, is consistent with possible large cell lymphoma*. An ultrasound is recommended.




Normal: ≤ 3.0
 Equivocal: < 6.6
 High: 6.6 - 25.0
 Highly Elevated: ≥ 25.1

Interpretive Comments *comments adjusted for corticosteroid use

High TK1 with a high inflammatory response is commonly found in large cell lymphoma. HPT levels may be higher than stated due to use of corticosteroids as these medications suppress the inflammatory response.



Decreased: < 25
 Normal: 25 - 64.9
 Mild Inflamm (m): 65 - 225
 High Inflamm (H): ≥ 225.1



Low: <268
 Low Normal: 268 - 400
 Normal: 268 - 1478
 High: ≥1479

Low: <7.3
 Normal: 7.3 - 21.6
 High: > 21.6

Interpretive Comments

Patient has High B12 with normal Folate. Most commonly associated with excess supplementation or dietary intake.

Contextual Comments (if needed)

profile code 32352 possible LARGE CELL LSA 7.6

* The classification of LSA is based upon test result profiling and should not be considered definitive. It is most reliable in the untreated cat. Patient disease classification will be affected if the patient is on corticosteroids or other anti-inflammatory or anti-proliferative medications. An ultrasound is always recommended and should be supportive of test results. If ultrasound and test results conflict, it is recommended the test be repeated in 3-4 weeks with the patient off of corticosteroids. If the test requisition indicates the patient is on corticosteroids, the Neoplasia Index will be adjusted for the effect medication may have on TK1/HPT. For definitive disease classification (eg, small cell, large cell), a biopsy is required.

B12 (Cobalamin) Report

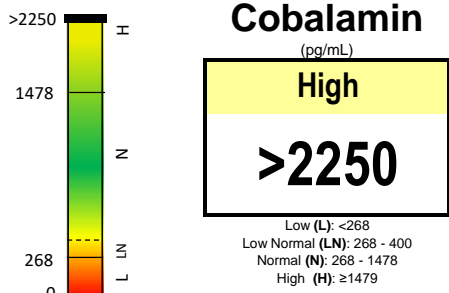


VDI Lab Services
4685 Runway St. Ste K Simi Valley, CA 93063
ph: 805-577-6742 fax: 805-426-8115

PATIENT NAME: Katie Kennedy
SPECIMEN ID: 467658
SPECIES: Feline
GENDER: Female Spayed
AGE: 8.0
WEIGHT: 10.4 lb
BREED: DSH

MRN: 1102381
DRAW DATE: 9-Mar-23
RECEIVED DATE: 10-Mar-23
REPORT DATE: 10-Mar-23
SAMPLE TYPE: Dried Serum - 2

VETERINARIAN:
FACILITY:
PH:
FAX:



In unfasted patients, actual B12 values may be lower, which may impact dose recommendation.

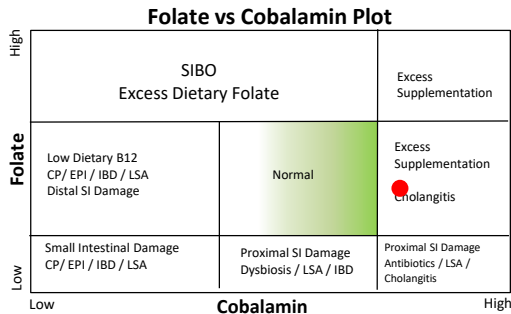
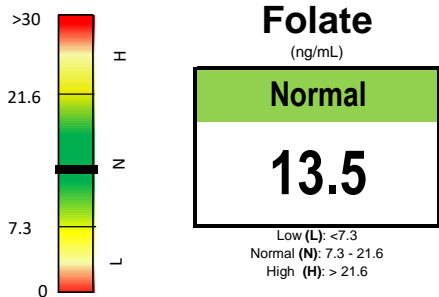


chart assumes unsupplemented patient

B12 Dose at time of draw: Not Provided

Increase B12 dose by: 0 mcg/day

New Recommended B12 Dose

Fasted Sample?	Not Fasted
0 mcg/day	
B12 dosing recommendations are for daily supplementation. Continue indefinitely unless changes in health or diet require modification.	

Patient History

ID	Date*	B12 pg/mL	Folate ng/mL	Known B12 Dose mcg/day

need consult? email consult@vdlab.com

Comments

Patient has High B12 with normal Folate. Most commonly associated with excess supplementation or dietary intake.

Total B12 Dose Recommended: 0 mcg/day

PRODUCT NAME	PRODUCT STRENGTH	PRODUCT FORMAT	Drops Dose	mL Dose
RxB12 <i>Rx Vitamins</i>	250 mcg/mL 6.5 mcg/drop	Liquid Drops <i>Applied to food</i>	<input type="checkbox"/>	<input type="checkbox"/>
RxB12 Forte <i>Rx Vitamins</i>	1000 mcg/mL 33 mcg/drop	Liquid Drops <i>Applied to food</i>	<input type="checkbox"/>	<input type="checkbox"/>

*Choose only one product for supplementation