



**VDI<sup>®</sup>**

**A better  
workup  
for GI  
patients**



# Advanced GI Panel

12+ parameters for the workup of multiple GI diseases in cats and dogs. The most comprehensive GI panel.

**VDI Laboratory**

*The Right Tests for the Right Decisions<sup>®</sup>*

[www.vdilab.com](http://www.vdilab.com)

# Advanced GI Panel

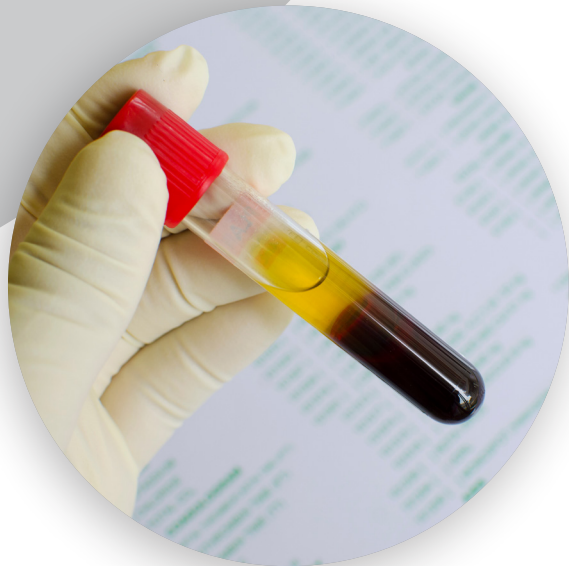
## Overview

The Advanced GI Panel is a robust multi-parameter blood panel, integrating 7 or more tests commonly used in the workup of GI disease in addition to 5 specialty test parameters unique to VDI. All our testing is performed with fully automated equipment achieving high levels of precision and accuracy.

The results of these tests, along with age, signalment, and context are then filtered through our proprietary AI to provide differential diagnosis for a range of the most common GI diseases seen in cats and dogs, all from that single blood draw.

VDI has a long history in using multi-marker panels as a method of improving overall sensitivity and specificity. Starting with the Neoplasia Index® using TK1 and CRP/HPT, VDI showed that sensitivity and specificity can be drastically improved when the power of data is employed. VDI has amplified that power by adding age, signalment, and context into the diagnostic AI to improve the overall performance of the laboratory test and their interpretation for the patient.

The Advanced GI Panel is the latest culmination of these efforts...



# Panel Options

## AGI - 12

Multimarker panel for identifying:

- IBD vs GI Lymphoma
- Pancreatitis
- PLE
- SIBO / Intestinal Status

### Included Tests:

TK1	CRP or HPT
Neoplasia Index® (NI)	Quantitative cPL or fPL
Vitamin D	B12
Magnesium	Folate
Albumin	Total Protein
Globulin	A/G Ratio

### Already performed an abdominal ultrasound?

AGI panels incorporate the findings from your ultrasound to improve the overall accuracy of the call. When used in conjunction, you may eliminate the need for biopsy altogether.

## AGI - 16

Multimarker panel for identifying:

- IBD vs GI Lymphoma
- Pancreatitis
- PLE
- SIBO/ Intestinal Status
- Cholangitis
- Addison's Disease
- Allergies

### All tests from AGI-12 plus:

ALT
ALP
Cortisol
125 Allergens: 72 Food, 53 Environmental

### Is your patient on medication?

AGI interpretation is context sensitive, including medications such as corticosteroids. As long as you provide the info on the requisition form, the reports interpret and adjust according to that information.

# GI Diseases

## One blood panel



### IBD vs LSA

Differentiate IBD from intestinal lymphoma, including result "profiles" for small and large cell lymphoma. A special application of the VDI range of cancer panels.

### Protein Losing Enteropathy

AGI provides high degree of sensitivity and specificity for PLE by utilizing a 7-biomarker relationship to give quick identification of PLE.

### Essential Vitamin Deficiencies

GI patients often experience nutritional deficiencies. AGI tests these essential vitamins and provides patient-specific dosing guidelines.

### Allergies (Food & Environment)

Allergies may be a trigger that precedes chronic enteropathy in your patient. Identify underlying allergens to eliminate from diet or environment.

### Clinical Studies & References:

VDI combines routinely used tests (e.g. B12, Folate, cPL, & fPL) in combination with our exclusive specialty tests, which have been well studied over the past decade, to improve confidence in the final diagnosis. Our body of evidence for our primary cancer marker and inflammatory markers is robust and can be seen online at [www.vdilab.com](http://www.vdilab.com) or contact us for a digital copy. VDI continually engages in new clinical studies to improve and expand our portfolio of specialty blood testing.

### Pancreatitis

Quantitative cPL/fPL plus additional markers combine to improve the rule-in of pancreatitis, including confidence scores.

### Intestinal Status

The relationship between B12 and Folate is a good indicator of intestinal status and location of issue. AGI graphs that relationship for fast understanding.

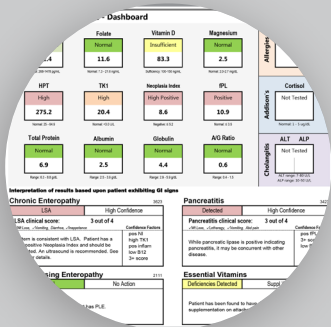
### Addison's Disease

Addison's can present a diagnostic challenge due to its nonspecific GI signs. Screening for Addison's is included with AGI-16 or can be added to AGI-12.

### Cholangitis (Triaditis)

Triaditis in cats is common, so quickly evaluating if gallbladder, bile ducts, or liver are involved can help ensure proper treatment plans are deployed.

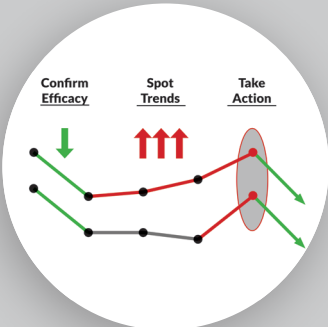
# In Practice



### Make the DIAGNOSIS

For GI patients, especially those experiencing chronic GI signs, begin with the Advanced GI Panel - the most comprehensive single blood test for GI workup. Be sure to provide all the patient history to get context sensitive results for most accurate interpretation.

AUS is also recommended.



### Monitor the THERAPY

Once a diagnosis is made and a treatment plan is in place, use VDI's portfolio of cancer, GI, and vitamin tests to monitor the effectiveness of therapy, dial in supplementation, and assess the progression of disease.

VDI offers case consultations at no charge.



# Beyond the GI patient

## Other ways VDI can help

Many of the core tests offered in our GI portfolio are applicable to help other patients you routinely see in your practice. Below are examples of common uses of VDI's test services you can implement.

### Diet & Nutrition

VDI offers a range of tests for the assessment of diet and nutritional levels.

TEST(s):	WHY TEST?	VDI ADVANTAGES:
Vitamins D, B12, Folate, & Magnesium	Nutritional deficiencies can lead to, or advance, various diseases and conditions. Low levels are often associated with poor outcomes.	Patient specific dosing guidelines Improved reference ranges Recommended supplements
Allergy Testing	Avoid potential allergens when establishing a diet plan	Low sample volume, affordable
Fur Mineral Analysis	Assess long-term diet and environmental exposures including toxic metals	Supplement recommendations and detox protocols when necessary

### Cancer

Screen, Diagnose, and Manage cancer patients

TEST(s):	WHY TEST?	VDI ADVANTAGES:
Cancer Panel Cancer Panel - Lymphoma Pre-Stem Cell Panel	VDI's range of non-GI cancer panels are used to screen healthy animals, diagnose sick animals, and monitor progression of disease or therapy.	Application-specific panels Well-studied Context-sensitive interpretation
Pericardial Effusion Panel Cancer Risk Assessment	As tests of disease activity they are perfect tools for managing cancer throughout an animal's life.	Low cost Minimal sample volume

### Other Tests

Wellness, Acute Care, and More

TEST(s):	WHY TEST?	VDI ADVANTAGES:
Hyaluronic Acid (HA) & Osteoarthritis Panel	HA is a test for identifying and managing degenerative joint disease (DJD) in dogs and cats. Joint conditions have many viable options for management so detection of issues before severe clinical signs is vital.  Use HA for screening healthy or at risk animals, diagnose suspected DJD, and verify effectiveness of therapy.	Low sample volume Recommended supplement Historical results trending
Wellness Panels	VDI wellness panels are designed to provide information on the apparently healthy animal. Identify underlying inflammation, occult disease, and nutritional deficiencies using the best tools for screening.	Detect indolent/occult disease Low sample volume Actionable results
Vitamin D Toxicity Panel & Calcemia Panel	PTH, Calcium, Vitamin D. Concerned about vitamin D toxicity, or have unknown cause of hypercalcemia? VDI has solutions.	Gold-standard PTH test: PTH 1-84 Graphical results for fast interpretation Dosing guidelines for Vitamin D

## Ready to learn more?

VDI schedules one-on-one webinars with you and your clinc to go over any of our services. Whether a full service overview or deep dives into specific areas, we're able to provide the education you need to get started implementing VDI services in your day-to-day practice.

# The VDI difference

## Get more when you test with VDI

### Detailed Reports

VDI reports include interpretation of both the full panel and individual tests, and adjusts interpretation of those results based on the clinical information provided on the Test Requisition Form. VDI provides more than just numbers on a page.

### Context-Sensitive Interpretation

Every test result in a panel, whether normal or abnormal, influences the results analysis. VDI integrates patient context into report interpretation to make sure decisions are made based on the full clinical picture, not just numbers in isolation. It's like a case consultation without ever picking up the phone.

### Consultations

VDI is always happy to discuss cases with you or your team at no charge. Need help determining the best panel or if a certain test will help? Want to discuss results in context to the full patient history? We're just an email or phone call away.

### Product Recommendations

VDI works with industry partners to provide recommendations and access to quality products that have been proven effective. These include supplements, detox protocols, and nutraceuticals and are often integrated into related lab reports.

### Answers – Not Results

Sometimes workups are challenging and lab tests don't always give a clear answer. In these cases, more information is needed, and VDI may offer a free retest to help get that additional information in order to provide answers, not just results.

### Evolving Reports

Veterinary medicine continues to evolve with more technology and research. VDI strives to stay on top of this evolution to provide you test results in informative and accurate ways. Because of this, our reports often change to ensure we are providing the most current science possible.

### Novel Tests & New Services

VDI continues to add novel tests to our portfolio - bringing new innovation to your diagnostic toolbox. We integrate these new markers, in combination with commonly run tests, to provide better services for under-served applications.

### Patient-Specific Dosing Guidelines

Many VDI lab reports have patient-specific dosing guidelines to ensure proper supplementation. If a partner product is recommended, we convert the recommended dose to the product as well to simplify the instructions for pet parents.



## More ways to work with VDI



### Partnerships

VDI is always looking for synergistic partnerships. We work with a range of distributors, product manufacturers, and laboratories to constantly improve the service that VDI and our partners provide. Contact us for more information.



### Clinical Studies & Research

Advancing the use of biomarkers in companion animals is a pillar of VDI's mission. Whether it is new biomarker development, application-specific clinical studies, or using our tests to validate a product or service, we're interested in helping.

# Working with VDI

## AGI Testing Specifics

### ● Canine or Feline

Patients experiencing GI signs or undergoing therapy for GI disease.

### ● Sample Requirements

Approximately 1.0-1.5 mL serum, separated into a non-additive tube. Stored & shipped frozen, or serum can be applied to a VDI dry serum test kit. Fasting recommended, but not required. Avoid hemolysis and lipemia.

### ● Sending Samples to VDI

#### Frozen Serum

Samples can be shipped frozen to VDI using styrofoam containers with freezer packs. Samples should be shipped overnight (VDI can provide discounted shipping) except on Fridays or before holidays. Multiple samples can be shipped together. Contact VDI for more details.

#### Dry Serum

VDI offers a special test kit called a Dry Serum Test Kit (DSTK) that allows for ambient temperature transport. Contact VDI for specifics about ordering and shipping samples using the DSTK to help reduce costs and provide additional stability to your samples.

### ● Receiving Results

VDI tests Monday thru Friday with reports typically within 24-48 hours of arrival at the lab. Results are uploaded to an online portal as well as emailed to the clinic. Sample reports available online.

### ● Setting Up an Account

Setting up an account with VDI is easy. There are no formal contracts and no minimum testing is required. Simply submit samples as needed and pay the invoices when they come. To set up an account head to [www.vdilab.com](http://www.vdilab.com) and click [Get Started](#). Otherwise sending a sample to VDI using a VDI test requisition form establishes your account.

## Contact Us

#### Address:

VDI Laboratory  
9420 Topanga Cyn Blvd #100  
Chatsworth, CA 91311 USA

**Phone:** 805-577-6742

**E-mail:** [office@vdilab.com](mailto:office@vdilab.com)

**Web:** [www.vdilab.com](http://www.vdilab.com)



**VDI®**