



VDI[®]

**A better
workup
for GI
patients**



Advanced GI Panel

12+ parameters for the workup of multiple GI diseases in cats and dogs. The most comprehensive GI panel.

VDI Laboratory

The Right Tests for the Right Decisions[®]

www.vdilab.com

Advanced GI Panel

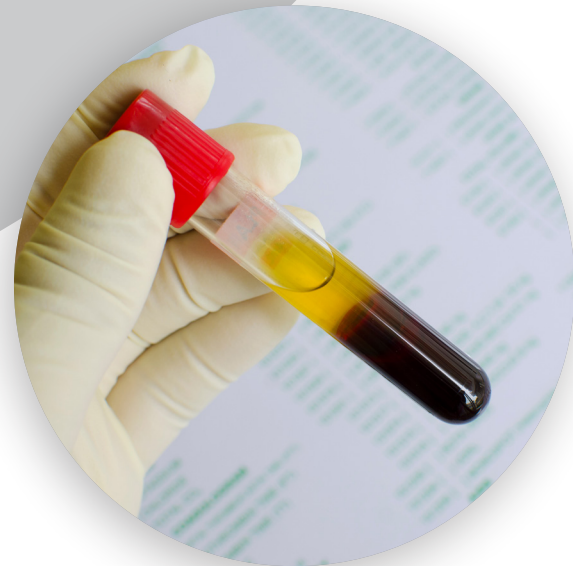
Overview

The Advanced GI Panel is a robust multi-parameter blood panel, integrating 7 or more tests commonly used in the workup of GI disease in addition to 5 specialty test parameters unique to VDI. All our testing is performed with fully automated equipment achieving high levels of precision and accuracy.

The results of these tests, along with age, signalment, and context are then filtered through our proprietary AI to provide differential diagnosis for a range of the most common GI diseases seen in cats and dogs, all from that single blood draw.

VDI has a long history in using multi-marker panels as a method of improving overall sensitivity and specificity. Starting with the Neoplasia Index® using TK1 and CRP/HPT, VDI showed that sensitivity and specificity can be drastically improved when the power of data is employed. VDI has amplified that power by adding age, signalment, and context into the diagnostic AI to improve the overall performance of the laboratory test and their interpretation for the patient.

The Advanced GI Panel is the latest culmination of these efforts...



Panel Options

AGI - 12

Multimarker panel for identifying:

- IBD vs GI Lymphoma
- Pancreatitis
- PLE
- SIBO / Intestinal Status

Included Tests:

TK1	CRP or HPT
Neoplasia Index® (NI)	Quantitative cPL or fPL
Vitamin D	B12
Magnesium	Folate
Albumin	Total Protein
Globulin	A/G Ratio

AGI - 16

Multimarker panel for identifying:

- IBD vs GI Lymphoma
- Pancreatitis
- PLE
- SIBO/ Intestinal Status
- Cholangitis
- Addison's Disease
- Allergies

All tests from AGI-12 plus:

ALT
ALP
Cortisol
125 Allergens: 72 Food, 53 Environmental

Already performed an abdominal ultrasound?

AGI panels incorporate the findings from your ultrasound to improve the overall accuracy of the call. When used in conjunction, you may eliminate the need for biopsy altogether.

Is your patient on medication?

AGI interpretation is context sensitive, including medications such as corticosteroids. As long as you provide the info on the requisition form, the reports interpret and adjust according to that information.



GI Diseases

One blood panel

IBD vs LSA

As a special application of the VDI range of cancer panels, differentiate IBD from intestinal lymphoma, including result “profiles” for small and large cell lymphoma.

Protein Losing Enteropathy

AGI provides high degree of sensitivity and specificity for PLE by utilizing a 7-biomarker relationship to give quick identification of PLE.

Essential Vitamin Deficiencies

GI patients often experience nutritional deficiencies. AGI tests these essential vitamins and provides patient-specific dosing guidelines.

Allergies (Food & Environment)

Allergies may be a trigger that precedes chronic enteropathy in your patient. Identify underlying allergens to eliminate from diet or environment.

Pancreatitis

Quantitative cPL/fPL plus additional markers combine to improve the rule-in of pancreatitis, including confidence scores.

Intestinal Status

The relationship between B12 and Folate is a good indicator of intestinal status and location of issue. AGI graphs that relationship for fast understanding.

Addison’s Disease

Addison's can present a diagnostic challenge due to its nonspecific GI signs. Screening for Addison's is included with AGI-16 or can be added to AGI-12.

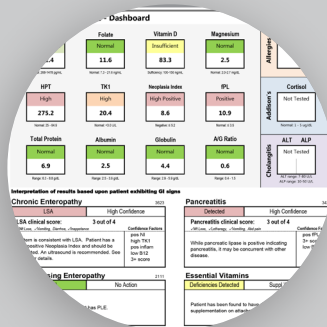
Cholangitis (Triaditis)

Triaditis in cats is common, so quickly evaluating if gallbladder, bile ducts, or liver are involved can help ensure proper treatment plans are deployed.

Clinical Studies & References:

VDI combines routinely used tests (e.g. B12, Folate, cPL, & fPL) in combination with our exclusive specialty tests, which have been well studied over the past decade, to improve confidence in the final diagnosis. Our body of evidence for our primary cancer marker and inflammatory markers is robust and can be seen online at www.vdilab.com or contact us for a digital copy. VDI continually engages in new clinical studies to improve and expand our portfolio of specialty blood testing.

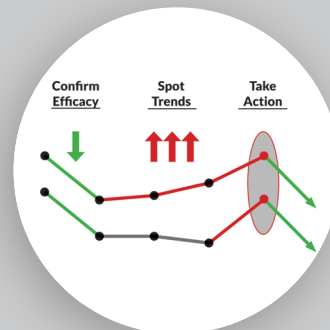
In Practice



Make the DIAGNOSIS

For GI patients, especially those experiencing chronic GI signs, begin with the Advanced GI Panel - the most comprehensive single blood test for GI workup. Be sure to provide all the patient history to get context sensitive results for most accurate interpretation.

AUS is also recommended.



Monitor the THERAPY

Once a diagnosis is made and a treatment plan is in place, use VDI's portfolio of cancer, GI, and vitamin tests to monitor the effectiveness of therapy, dial in supplementation, and assess the progression of disease.

VDI offers case consultations at no charge.

Compare Panels

A new standard for GI workups



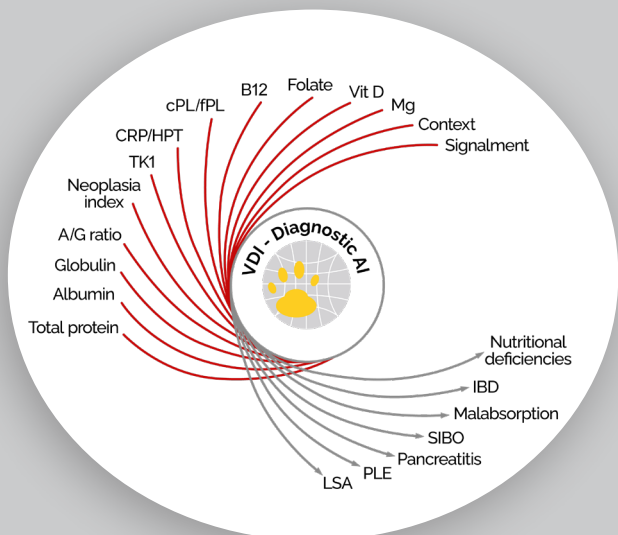
	VDI Lab	Routine Reference Lab		
	Advanced GI Panel	"Limited" GI Panel	"Standard" GI Panel	"Complete" GI Profile
	Pancreatic Lipase B12 (cobalamin) Folate TK1 & CRP/HPT, Neoplasia Index Vitamin D, Magnesium Albumin, Globulin, Total Protein	Pancreatic Lipase B12 (cobalamin) Folate	Pancreatic Lipase B12 (cobalamin) Folate TLI	Pancreatic Lipase B12 (cobalamin) Folate CBC/Chem/SDMA TT4
	Diseases & Conditions			
Pancreatitis	Yes	Yes	Yes	Yes
IBD	Yes	Limited ¹	Limited ¹	Limited ¹
GI Lymphoma (LSA)	Yes	No	No	No
Small vs Large Cell LSA profiles	Yes	No	No	No
Exocrine Pancreatic Insufficiency (EPI)	No	No	Yes	No
Protein Losing Enteropathy (PLE)	Yes	No	No	No
Gut Status (e.g. SIBO)	Yes	Yes	Yes	Yes
Essential Vitamin Deficiencies	Yes	No	No	No
	Panel Features			
Supplementation guidelines	Yes	No	No	No
Adjusts for medications (e.g. steroids)	Yes	No	No	No
Effective therapeutic monitoring	Yes	No	No	No
Context-sensitive interpretation	Yes	No	No	No

1. This panel cannot differentiate IBD from Lymphoma

Pattern Recognition

All VDI testing is performed with fully automated equipment achieving high levels of precision and accuracy. The results of these tests, along with age, signalment, and context are then filtered through our proprietary AI to provide differential diagnosis for a range of the most common GI diseases seen in cats and dogs.

Context aware reporting is crucial to getting the answers to the questions you're asking. Let our expertise take the heavy lifting off you, leaving you more time for patient and client management.



The VDI difference

Get more when you test with VDI



Detailed Reports

VDI reports include interpretation of both the full panel and individual tests, and adjusts interpretation of those results based on the clinical information provided on the Test Requisition Form. VDI provides more than just numbers on a page.

Context-Sensitive Interpretation

Every test result in a panel, whether normal or abnormal, influences the results analysis. VDI integrates patient context into report interpretation to make sure decisions are made based on the full clinical picture, not just numbers in isolation. It's like a case consultation without ever picking up the phone.

Consultations

VDI is always happy to discuss cases with you or your team at no charge. Need help determining the best panel or if a certain test will help? Want to discuss results in context to the full patient history? We're just an email or phone call away.

Product Recommendations

VDI works with industry partners to provide recommendations and access to quality products that have been proven effective. These include supplements, detox protocols, and nutraceuticals and are often integrated into related lab reports.

Dry Serum Technology

A challenge of sending blood samples around the country, and world, is the potential for degradation. VDI has developed a unique technology (Sampla[®]) that stabilizes serum for up to 4 weeks at ambient temperatures - giving you more flexibility.

Non-urgent case? Save money and send through USPS. Need results faster? Ship express for fastest turnaround time.

Dry Serum Test Kits are an excellent option for international, rural, and mobile veterinarians. The Advanced GI Panel is available on Dry Serum Test Kits.

Answers – Not Results

Sometimes workups are challenging and lab tests don't always give a clear answer. In these cases, more information is needed, and VDI may offer a free retest to help get that additional information in order to provide answers, not just results.

Evolving Reports

Veterinary medicine continues to evolve with more technology and research. VDI strives to stay on top of this evolution to provide you test results in informative and accurate ways. Because of this, our reports often change to ensure we are providing the most current science possible.

Novel Tests & New Services

VDI continues to add novel tests to our portfolio - bringing new innovation to your diagnostic toolbox. We integrate these new markers, in combination with commonly run tests, to provide better services for under-served applications.

Patient-Specific Dosing Guidelines

Many VDI lab reports have patient-specific dosing guidelines to ensure proper supplementation. If a partner product is recommended, we convert the recommended dose to the product as well to simplify the instructions for pet parents.



Explore Microbiome

GI Microbiome Panel



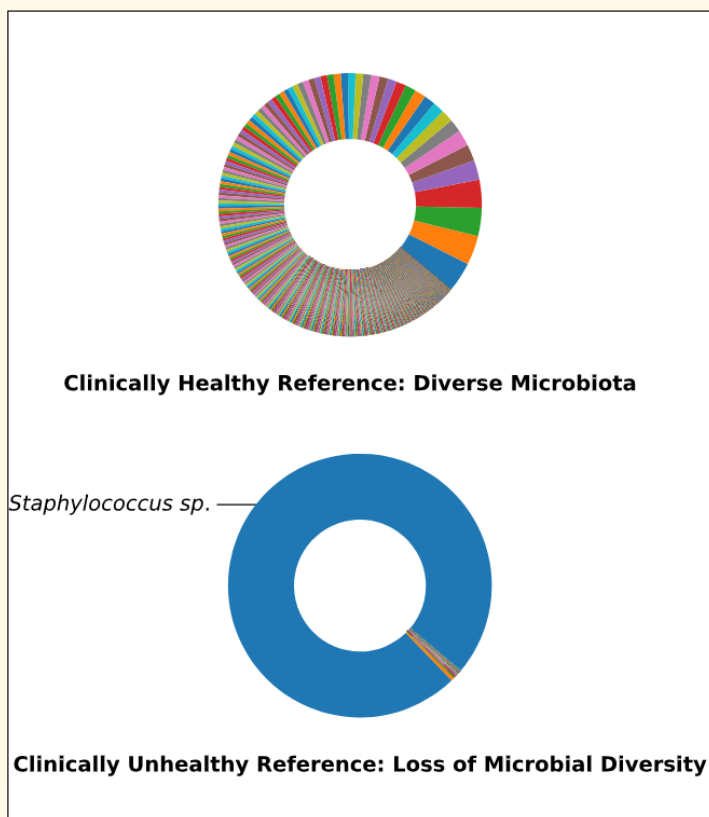
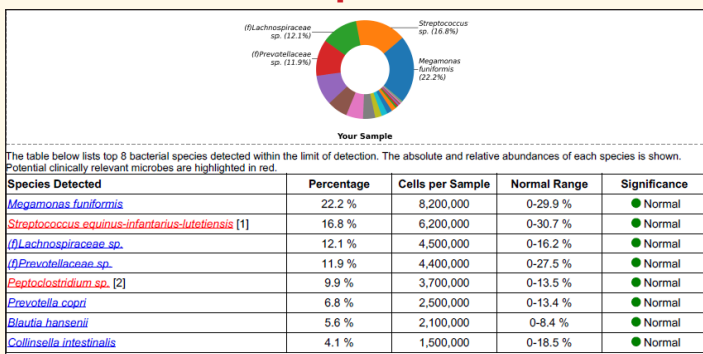
Why evaluate the microbiome?

The microbiome is a vital part of the physiological health of animals. Its involvement in homeostasis, metabolism, immune activity, neurological behavior and beyond, speaks to the importance of having a healthy gut. Understanding the state of the GI microbiome can help you manage your GI cases and provide better care to your patients with GI issues.

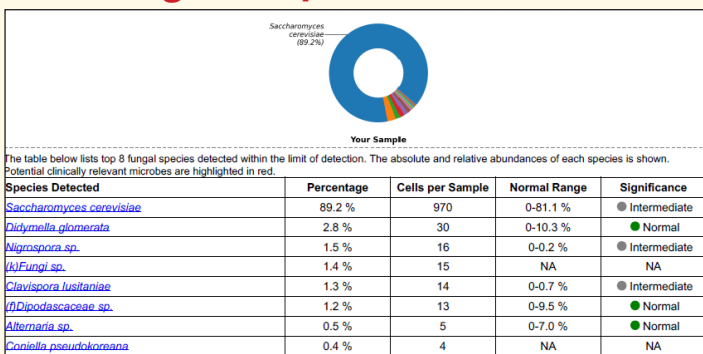
VDI GI Microbiome Panel

- ✓ Next Gen Sequencing (NGS) - 16s/ITs
- ✓ Complete quantification of all Bacteria Species
- ✓ Complete quantification of all Fungal Species
- ✓ List of potential clinically relevant findings
- ✓ Evenness and Richness Scores
- ✓ Antibiotic Resistance Profiles
- ✓ Antibiotic Selection Table
- ✓ ~1 week turnaround

Total Bacteria Composition



Total Fungal Composition



Beyond the GI patient

Other ways VDI can help



www.vdilab.com

Many of the core tests offered in our GI portfolio are applicable to help other patients you routinely see in your practice. Below are examples of common uses of VDI's test services you can implement.

Diet & Nutrition

VDI offers a range of tests for the assessment of diet and nutritional levels.

TEST(s):	WHY TEST?	VDI ADVANTAGES:
Vitamins D, B12, Folate, & Magnesium	Nutritional deficiencies can lead to, or advance, various diseases and conditions. Low levels are often associated with poor outcomes.	Patient specific dosing guidelines Improved reference ranges Recommended supplements
Allergy Testing	Avoid potential allergens when establishing a diet plan	Low sample volume, affordable
Fur Mineral Analysis	Assess long-term diet and environmental exposures including toxic metals	Supplement recommendations and detox protocols when necessary

Cancer

Screen, Diagnose, and Manage cancer patients

TEST(s):	WHY TEST?	VDI ADVANTAGES:
Cancer Panel Cancer Panel - Lymphoma Pre-Stem Cell Panel Pericardial Effusion Panel Cancer Risk Assessment	VDI's range of non-GI cancer panels are used to screen healthy animals, diagnose sick animals, and monitor progression of disease or therapy. As tests of disease activity they are perfect tools for managing cancer throughout an animal's life.	Application-specific panels Well-studied Context-sensitive interpretation Low cost Minimal sample volume

Other Tests

Wellness, Acute Care, and More

TEST(s):	WHY TEST?	VDI ADVANTAGES:
Hyaluronic Acid (HA) & Osteoarthritis Panel	HA is a test for identifying and managing degenerative joint disease (DJD) in dogs and cats. Joint conditions have many viable options for management so detection of issues before severe clinical signs is vital. Use HA for screening healthy or at risk animals, diagnose suspected DJD, and verify effectiveness of therapy.	Low sample volume Recommended supplement Historical results trending
Wellness Panels	VDI wellness panels are designed to provide information on the apparently healthy animal. Identify underlying inflammation, occult disease, and nutritional deficiencies using the best tools for screening.	Detect indolent/occult disease Low sample volume Actionable results
Vitamin D Toxicity Panel & Calceimia Panel	PTH, Calcium, Vitamin D. Concerned about vitamin D toxicity, or have unknown cause of hypercalcemia? VDI has solutions.	Gold-standard PTH test: PTH 1-84 Graphical results for fast interpretation Dosing guidelines for Vitamin D

Ready to learn more?

VDI schedules one-on-one webinars with you and your clinic to go over any of our services. Whether a full service overview or deep dives into specific areas, we're able to provide the education you need to get started implementing VDI services in your day-to-day practice.

Working with VDI

AGI Testing Specifics

- **Canine or Feline**

Patients experiencing GI signs or undergoing therapy for GI disease.

- **Sample Requirements**

Approximately 1.0-1.5 mL serum, separated into a non-additive tube. Stored & shipped frozen, or serum can be applied to a VDI dry serum test kit. Fasting recommended, but not required. Avoid hemolysis and lipemia.

- **Sending Samples to VDI**

Frozen Serum

Samples can be shipped frozen to VDI using styrofoam containers with freezer packs. Samples should be shipped overnight (VDI can provide discounted shipping) except on Fridays or before holidays. Multiple samples can be shipped together. Contact VDI for more details.

Dry Serum

VDI offers a special test kit called a Dry Serum Test Kit (DSTK) that allows for ambient temperature transport. Contact VDI for specifics about ordering and shipping samples using the DSTK to help reduce costs and provide additional stability to your samples.

- **Receiving Results**

VDI tests Monday thru Friday with reports typically within 24-48 hours of arrival at the lab. Results are uploaded to an online portal as well as emailed to the clinic. Sample reports available online.

- **Setting Up an Account**

Setting up an account with VDI is easy. There are no formal contracts and no minimum testing is required. Simply submit samples as needed and pay the invoices when they come. To set up an account head to www.vdilab.com and click [Get Started](#). Otherwise sending a sample to VDI using a VDI test requisition form establishes your account.

Contact Us

Address:

VDI Laboratory
9420 Topanga Cyn Blvd #100
Chatsworth, CA 91311 USA
Phone: 805-577-6742
E-mail: office@vdilab.com
Web: www.vdilab.com



VDI[®]